




HONOR THY MUSIC®



# *Family* TRADITION

THE WILLIAMS FAMILY LEGACY

Presented by  SUNTRUST

## EXHIBIT GUIDE FOR FAMILIES

Few families have had such a major impact on country music as the Williams family. This 5,000-square-foot exhibition tells us about three generations of one family, their relationships, and the music they created. Use this guide to help your family learn more about this exhibition. It's helpful to have a pencil or pen. Note that some activities in the guide can be completed at home.

## WHAT'S IN THIS EXHIBITION?

This exhibit contains over two hundred artifacts, or historical objects, from the Williams family. Many have never been seen by the public. Many come from the family themselves, including dresses, suits, scrapbooks, and guitars. Listen to family members talk about their experiences. Listen to songs written and performed by Hank Williams and Hank Williams Jr. The Williams family shares the tradition of music. Think about your family and some of the traditions you share.

### 1. WHO IS THE WILLIAMS FAMILY?

Enter the exhibit and look for a large photo of the Williams family. From right to left are Hank Williams; Hank's son, Hank Williams Jr.; Hank's wife, Audrey; and Audrey's daughter, Lycrecia. In the space below, draw a portrait of your family.



### 2. FIND THE MUSIC-NOTE SUITS

Look for three suits decorated with music notes. The suits are located in different parts of the exhibit. Find all three and read about who wore each one. Write their names below. Hint: They each belong to a different generation of the Williams family. NOTE: a generation is a group of individuals born and living at about the same time. In families, there are often three or four different generations living at one time.

1. \_\_\_\_\_

2. \_\_\_\_\_

3. \_\_\_\_\_

### 3. EXPLORE AN ARTIFACT

Choose one artifact in this exhibit that is of particular interest to you. Look carefully at the artifact and the label that describes it.

NOTE: an artifact is an object that helps tell an important story.

Draw a picture of the artifact.

What is the name of the artifact? \_\_\_\_\_

Who used it? \_\_\_\_\_

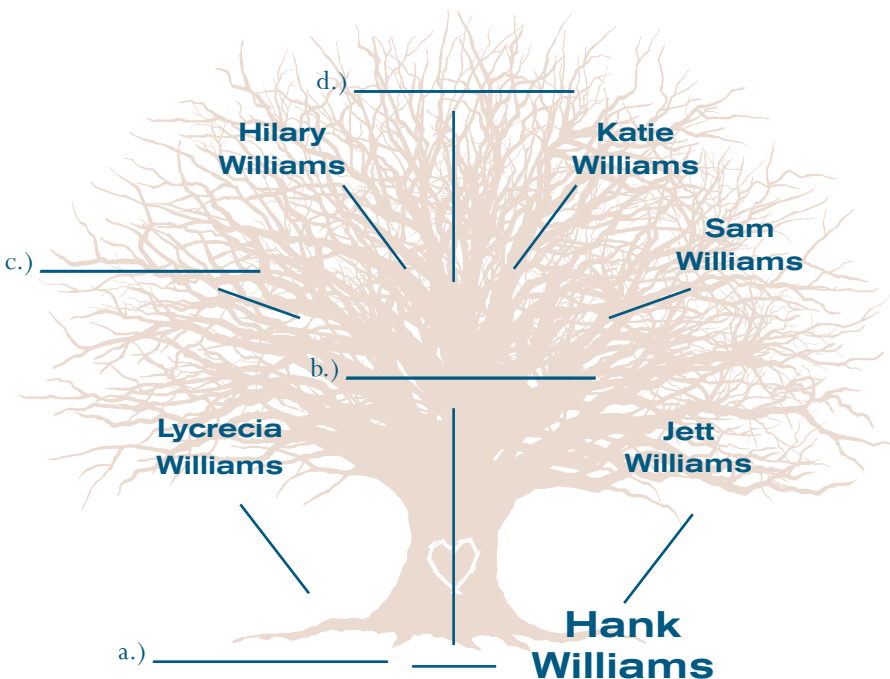
How do you think it was used? \_\_\_\_\_

What can you tell about the person who used it? \_\_\_\_\_

Why do you think this artifact was included in the exhibit to help tell the Williams family story? \_\_\_\_\_

### 4. FILL IN THE BLANKS

Learn more about members of the Williams family. Below is the Williams family tree. Using the clues provided and what you've learned in the exhibit, fill in the names of missing family members.



a.) I was the first wife of Hank Williams. My black dress decorated with the letter "A" is on display in this exhibit. Who am I?

b.) I am Hank Williams's son. One of my most popular songs gives this exhibit its name. Though I use a different name when I perform, my parents named me Randall and my father gave me my nickname, Bocephus. Who am I?

c.) I am the oldest son of Hank Williams Jr. You may have seen my skateboard and my worn-out boots on display. I have my own band and a new album called *The Rebel Within*. Who am I?

d.) I also help carry on the third generation of my family's musical legacy. I love to sing and have two albums: *The Ones We Never Knew* and *Here With Me*. Who am I?

Answers: a.) Audrey Williams, b.) Hank Williams Jr., c.) Hank Williams III, d.) Holly Williams

Right: A pair of Hank Jr.'s western boots.



## 5. CREATE YOUR OWN EXHIBIT

Design an exhibit about your life and family. In the chart below, list three important objects and the person who used/uses it. Also describe each object and explain why you chose that item to represent your family and your traditions. When you get home, set up a small exhibit displaying these objects. Prepare exhibit labels for each object, describing its importance.

OBJECT	BELONGED/BELONGS TO	DESCRIPTION	WHY INCLUDED?

## HELPFUL RESOURCES

### CDs

**Williams, Hank.** *Gold*. Mercury Nashville B0004390.

**Williams, Hank Jr.** *HankWilliams Jr. Greatest Hits Vol. 3*. Curb 77920.

Due to the adult subject matter in many of Hank Jr.'s songs, we provide this list of songs that are more appropriate for children:

“Ain’t Misbehavin’”

“Finders Are Keepers”

“This Ain’t Dallas”

“Young Country”

**Williams, Holly.** *Here with Me*. Mercury 012547.

**Available in the Museum Store.**

### DVD:

*HankWilliams: Honky Tonk Blues*

Directed by Morgan Neville

*PBS American Masters Series*, 2004.

### CHILDREN’S LITERATURE:

#### Books on Families and Family Traditions


Baylor, Byrd. *The Table Where Rich People Sit*. Aladdin, 1998.

Parish, Peggy. *Amelia Bedelia’s Family Album*. Harper Trophy, 2003.

Paulson, Gary. *The Haymeadow*. Yearling, 1994.

Polacco, Patricia. *The Keeping Quilt*. Aladdin, 2001.

Yolen, Jane. *Owl Moon*. Philomen, 1987.



HONOR THY MUSIC®

METRO ARTS

COUNTRY MUSIC HALL OF FAME® AND MUSEUM  
Downtown Nashville • 615.416.2001 • CountryMusicHallofFame.org

Country Music Hall of Fame® and Museum is operated by the Country Music Foundation, Inc., a section 501(c)(3) non-profit educational organization chartered by the state of Tennessee in 1964.

the arts  
changing lives!  
TENNESSEE ARTS COMMISSION